



HK\$20 Welcome Reward

Link DBS Bank Account to AlipayHK App to enable fast checkout

Promotion period: 1 Dec 2021 to 31 Jan 2022

1 5:40
Bank your way with
DBS digibank HK
Experience our new DBS digibank app now!
Last Successful Login: 08 Nov 2021 17:35:26 HKT
Accounts Insights
Deposits
Total Balance
HKD
Current Account
Multi-Currency Savings Account
HKD


2 下午 4:45
Chan Tai Man
852-01****13
Click here
Bank Account / Credit Card
PPS
ID Verification
Credit card points
User FAQ
My Rewards
Settings

3 下午 5:13
Add a bank account
FAQ
Input bank account information
Cardholder name
Identity document HKID Card
Area code +852 HongKong, China
Mobile no.
Bank Hana Seng Bank Ltd.
If you are not sure how to find bank account no, click here to learn more.
About the bank account number
Click is deemed to agree to Service Agreement, Privacy Agreement and FPS Agreement.
Add bank account

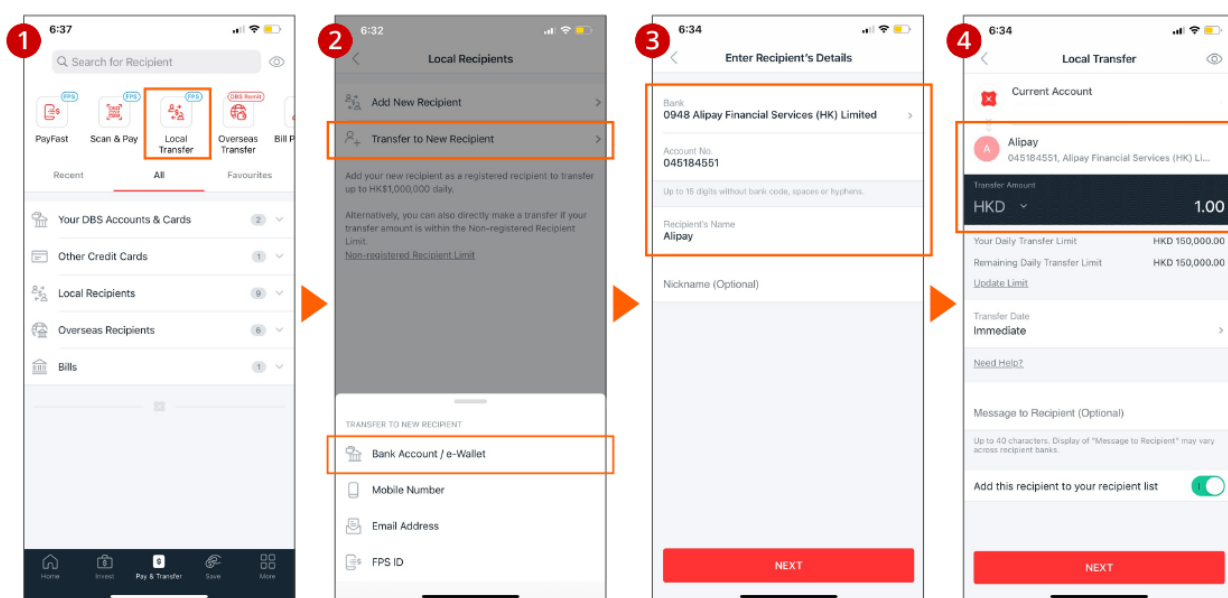
4 ALIPAYHK
Bank account has not been linked yet
Link your bank account in just one step. Please transfer at least HKD 1.00 from your bank account...
Follow below step to complete activation
Transfer HKD 1.00 to AlipayHK account to complete the activation:
1 Log in Hang Seng Bank Ltd. Internet Banking/App
2 Select "Transfer"
3 Input the following payee information:
Input the name of the payee:
Beneficiary/receiving bank:
Alipay Financial Service (HK) Limited (948)
Beneficiary/account No. :
Amount:
HKD 1.00

5 1:30
To activate
FAQ
Bank account has been added successfully
Experience fast, secure and no handling fee payment method
Bank DBS Bank(Hong Kong)Limited
Bank Acc.
Acc. holder
Complete

6 1:20 PM
You received \$20 DBS welcome coupo... 13:07
My Balance \$168.00
Top up
Applications
Lucky Money Remittance Bill payment
MoneyBack EasyGo Merchant Services
E-stamp Rewards up to \$313
Collect now
Scan Transfer EasyGo Payment

- 1 Log in to DBS digibank HK or DBS iBanking and click  to view your bank account no.
- 2 Click **'Bank Account / Credit Card'** on the side menu, then add **'Bank Account'** and verify your identity as instructed
- 3 Input the required information and bank account no., then input the **SMS verification code** sent to you
- 4 Activate the account (please see the activation steps below)
- 5 Binding success
- 6 Two HK\$10 welcome coupons^ will be stored in your coupon list

Activation procedures (Log in to DBS iBanking or DBS digibank HK and transfer HK\$1 to AlipayHK)



- 1 Go to **'Local Transfer'** under **'Pay & Transfer'**, then click on the new recipient icon
- 2 Select **'Transfer to New Recipient'** then **'Bank Account / e-Wallet'**
- 3 Select **'AlipayHK'** as recipient bank and input account no. provided by AlipayHK
- 4 Transfer HK\$1 to complete activation (You can set up your daily limit via DBS iBanking and DBS digibank HK. [Learn more](#))

Click [here](#) to learn more how to set up your daily limit

Terms and conditions apply. Please [click here](#) for details.



HK\$20迎新獎賞

首次連結星展銀行賬戶至 AlipayHK App 方便付款

推廣期：2021年12月1日至2022年1月31日

1


2

3

4

5

6

- 1 您可登入DBS digibank HK或星展iBanking網上理財，按  圖標查看戶口號碼
- 2 在選單內點擊「銀行帳戶 / 信用卡」及新增「銀行帳戶」，並按指示進行身份認證
- 3 輸入所需資料和銀行帳戶號碼並輸入短訊驗證碼以作核對
- 4 激活帳戶 (請看下圖激活步驟)
- 5 成功連接帳戶
- 6 2張HK\$10元迎新禮券^A 將自動儲至你的禮券清單

激活步驟 (登入星展 ibanking 網上理財或 DBS digibank HK 並轉賬 HK\$1 到 AlipayHK)



- 1 於「繳款及轉賬」中點擊「本地轉賬」，再點擊新增收款人的圖示
- 2 先按「轉賬至新收款人」，再按「銀行戶口 / 電子錢包」
- 3 選擇AlipayHK為收款銀行及輸入AlipayHK提供的戶口號碼
- 4 轉賬HK\$1以完成激活 (您可透過星展ibanking網上理財或DBS digibank HK設定您的每日轉賬限額。[了解更多](#))

[按此](#)了解怎樣設定您的每日轉賬限額

優惠受有關條款及細則約束，詳情請[按此](#)。